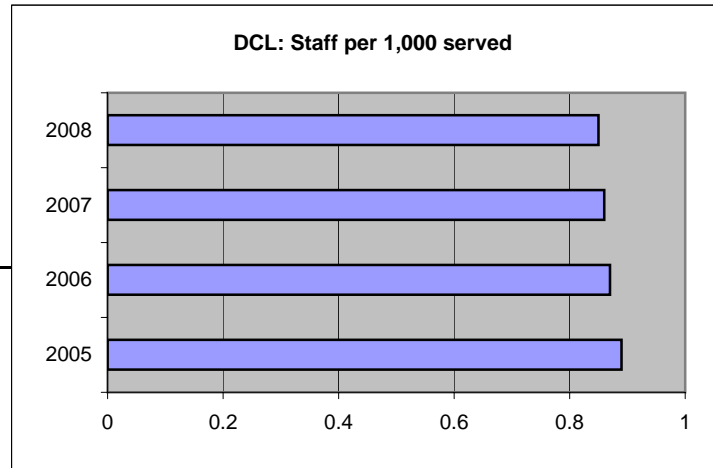


Douglas County Libraries Board of Trustees 2008 Annual Report

For the past two years the annual Board report included five statistics which are most highly correlated with each other. Each of these key statistics is also highly correlated with multiple other statistics that are not included in this list. This year we added one more element -- patron Internet use. A new rating system will be published in the February 2009 *Library Journal* that adds Internet use as another relevant statistic for successful libraries. The peer libraries we use below for comparison are in the top three of the Hennen Rating system in our population category: Monroe, IN, Naperville, IL, and Arapahoe, CO. We are discontinuing the use of the percentage of households with a library card statistic having come to the conclusion that it is not relevant as a predictor of success or support.

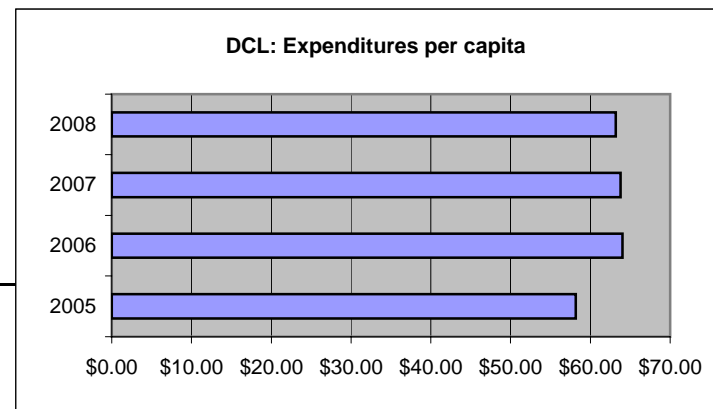
Staff per 1,000 served				
	2005	2006	2007	2008
Douglas	0.89	0.87	0.86	0.85
Arapahoe	1.05	1.11	1.16	
Monroe	0.91	1.4	0.93	
Naperville	1.28	1.27	1.32	

Notes: Staff per 1,000 served measures the level of staffing relative to county population. It is particularly useful when the population increases dramatically. Our staffing levels are slowly declining looking at the ratio to population growth from 2005 - 2008. This is a result of the introduction of our materials handling system, single service desks, and other efficiencies.



Total Expenditures per capita				
	2005	2006	2007	2008
Douglas	\$58.18	\$64.01	\$63.79	\$63.19
Arapahoe	\$81.08	\$84.33	\$84.73	
Monroe	\$51.18	\$78.61	\$53.66	
Naperville	\$84.44	\$87.25	\$95.75	

Notes: Knowing the extent to which libraries are supported by their local funding base is valuable information for governing boards. The average ratio for expenditures per capita nationally is \$35.64. Along with our comparison libraries here, DCL has one of the best ratios in this category in the United States. The average for Colorado libraries is \$46.88.

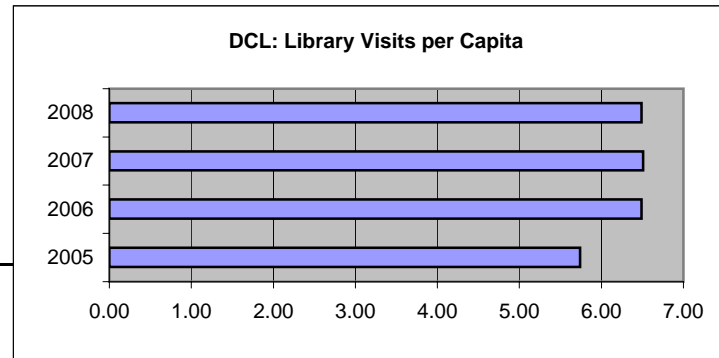


Douglas County Libraries Board of Trustees 2008 Annual Report

Library Visits per Capita				
	2005	2006	2007	2008
Douglas	5.74	6.49	6.51	6.49

Arapahoe	10.29	9.98	10.03
Monroe	8.54	13.68	8.79
Naperville	10.89	12.15	13.35

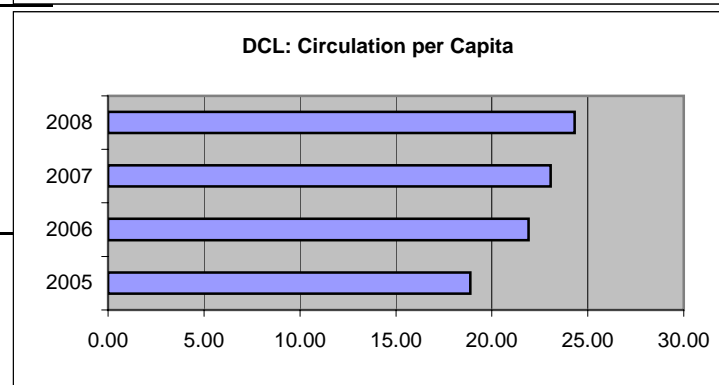
Notes: Indicates the average number of library visits per person served. It is a good measure of public awareness and use of the library. DCL visits are above average for the U.S. (4.8) and Colorado (6.2)



Circulation per Capita				
	2005	2006	2007	2008
Douglas	18.87	21.92	23.06	24.31

Arapahoe	22.81	22.18	22.22
Monroe	17.14	28.15	18.68
Naperville	25.28	29.03	31.18

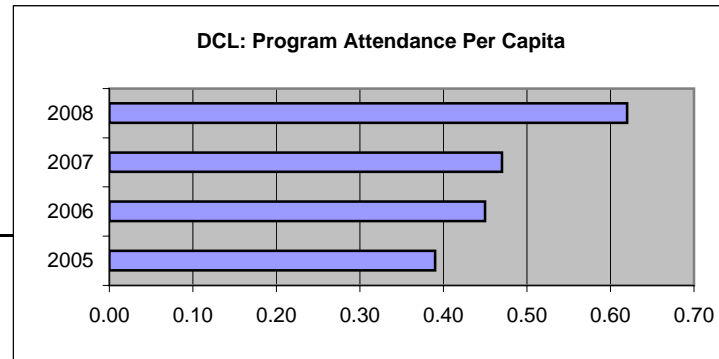
Notes: Shows the average number of loans made to each resident annually. Higher circ per capita can be a result of higher materials expenditures and volumes held per capita. DCL has healthy stats in all these categories showing above average for Colorado (11.20) and the U.S. (7.3).



Program Attendance per Capita				
	2005	2006	2007	2008
Douglas	0.39	0.45	0.47	0.62

Arapahoe	0.6	0.57	0.57
Monroe	0.51	0.72	0.46
Naperville	0.45	0.46	0.54

Notes: Indicates the average number of times a Douglas County resident attends a DCL program. Higher numbers in 2008 were a result of branch outreach efforts and attendance at Signature Events. Nationally, libraries average .26 attendance per capita (Colo .36)



**Douglas County Libraries
Board of Trustees 2008 Annual Report**

Patron computer use per capita				
	2005	2006	2007	2008
Douglas	1.24	1.29	1.37	1.1

Our peer libraries have not reported patron computer use consistently for these years. Data available shows Monroe at 2.31 uses per capita and Naperville at 1.59 in 2006. Arapahoe has not reported this statistic. In the past few years, we had to estimate this number as the data wasn't easily obtained from our reservation system and my estimates were a bit high. This year's number of 316,800 uses was obtained from our system.

